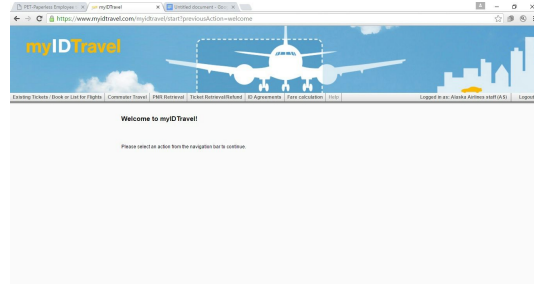
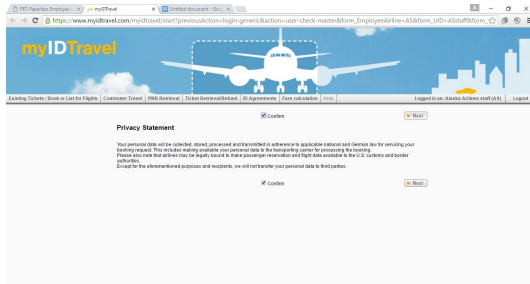


AA JS (Cabin Seat Agreement ) Instructions:

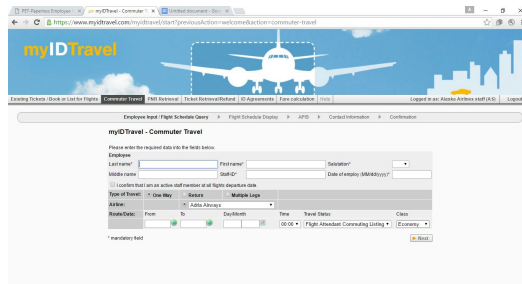
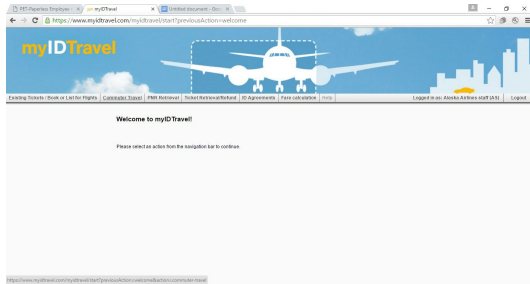
Click on [myIDTravel Listing Website](#) or use the link on the PET website.

Select the **confirm** checkbox and then click the *Next* button.

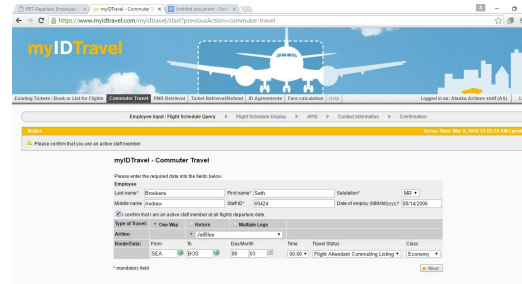
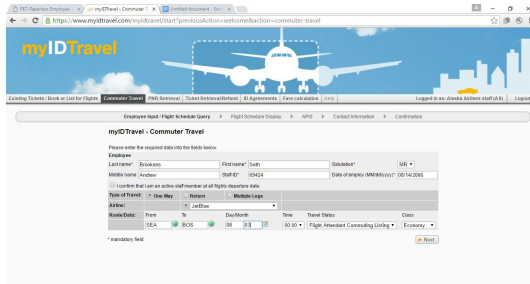
Once on the welcome screen click on the **Commuter Travel** link at the top of the screen.



On the Commuter Travel page fill in all fields appropriately then, Click *Next*.



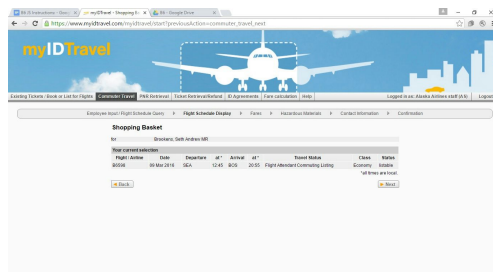
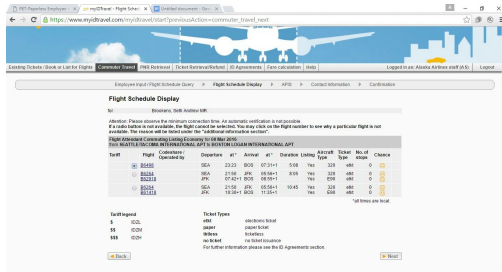
If you have filled out all fields correctly you be be brought to the Flight Schedule Display page.



You will notice smiley faces beside the flights listed to indicate the the flight loads. A sad red face means the flight is fairly or completely full. A yellow face means so-so. A green smiley face indicates the flight is fairly open.

Select your desired flight and click *Next*.

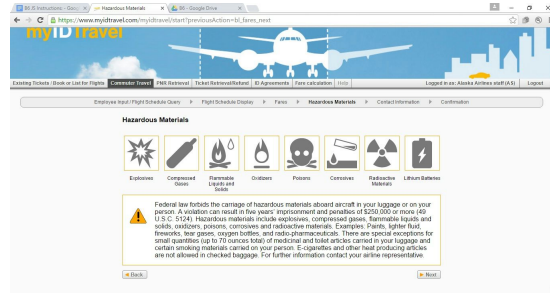
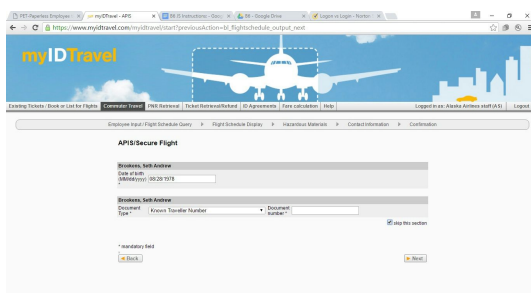
On the Shopping Basket screen verify the correct flights are selected and then click **Next**.



You should now see the APIS/Secure Flight page. If you do not have a Known Traveler Number or a Redress Number Check the **skip this section** check box.

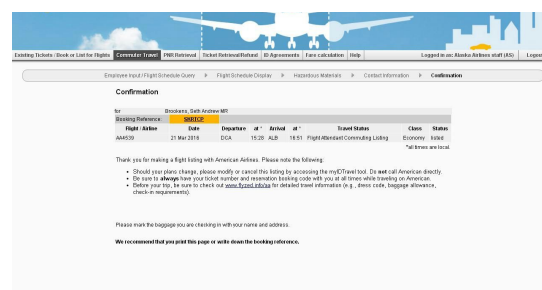
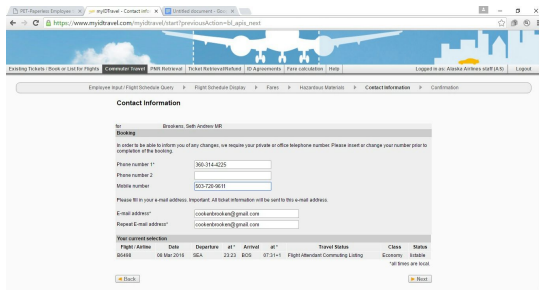
Enter your birthdate in the **Date of birth** field and then click **Next**.

Click **Next** on the Hazardous Materials page.



On the Contact Information page you must enter at least one phone number and your email address.

Then click **Next**.



You should now be at the Confirmation page. You may use the Booking Reference number to check in for your flight at the AA ticket counter or gate.