

NOV25 pairings are complete. The AFA solution was selected as final.

Settings used:

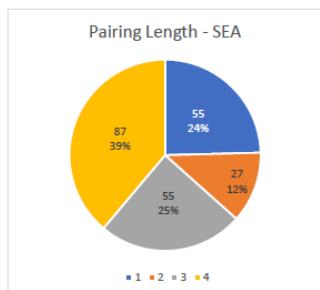
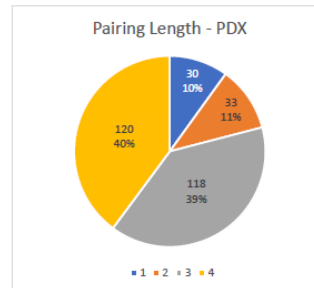
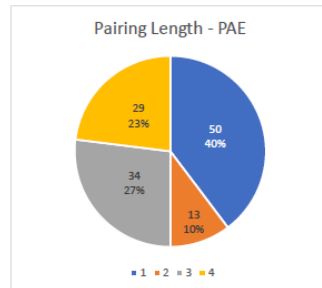
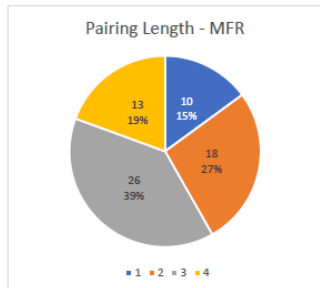
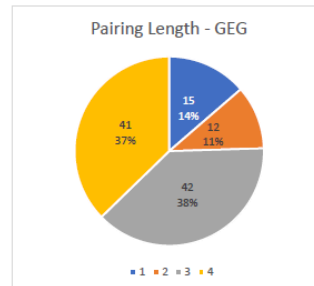
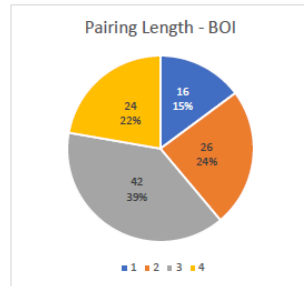
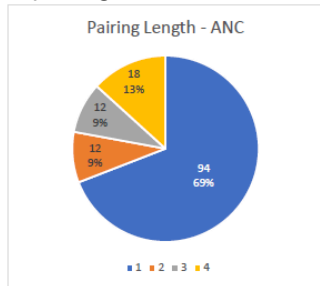
- Both Duty Rest Rules
- Max 4 Legs incl DH
- WOCL
- Max Duty-Reduced Rest
- No mid-DHs
- ABQ/ELP/ICT Single Duty turns (MSP ended last month)
- Max Sits 2:00 in outstations
 - Max Sits 3:00 in MFR, PAE, SAN, SFO, SJC
 - Max Sits 3:59 in ANC, BOI, GEG, PDX, SEA, LAX
- No Circadian Swap Duties - AM to PM/PM to AM
 - AM Window = 0200-0800
 - PM Window = 2100-0159
 - Layover Exception = min 24hrs rest to allow circ swap between duties
- Trip Length Distribution
 - ANC 1-day trips increased to max 70%
 - GEG 1-day trips increased to min 15%
 - 3-day trips increased to max 40%
 - 4-day trips decreased to max 40%

Domicile Statistics:

Credit and Block Time

E75	Total Credit	% of Total	Block/Duty	Credit/Duty
ANC	2165:26	7.6%	4:36	4:47
BOI	2774:50	9.7%	4:32	4:47
GEG	3362:54	11.7%	4:45	5:06
MFR	1701:50	5.9%	4:30	4:51
PAE	3156:22	11.0%	5:12	5:22
PDX	9277:20	32.4%	4:36	5:00
SEA	6192:13	21.6%	4:46	5:02
Total	28630:55	100%	4:42	4:59

Trip Length Distribution



E175

E75	1	2	3	4	Total
ANC	94	12	12	18	136
BOI	16	26	42	24	108
GEG	15	12	42	41	110
MFR	10	18	26	13	67
PAE	50	13	34	29	126
PDX	30	33	118	120	301
SEA	55	27	55	87	224
Total	270	141	329	332	1072